

School Data Position Statement

Early Years Foundation Stage Profile

School Name:	Lighthorne Heath Primary School
DfE Number:	2064

Consortium Number:	8B	Ofsted Grade ¹ :	Good	Ofsted Date ¹ :	14/09/2012
--------------------	----	-----------------------------	------	----------------------------	------------

EYFSP: Percentage of pupils awarded expected or exceeding grade

	School			Warwickshire			National		
	2014	2015	2016	2014	2015	2016	2014	2015	2016 ³
Total Eligible Pupils	5	6	12	6192	6307	6617	641331	654848	-
Good Level of Development (GLD) ²	60%	50%	75%	60%	67%	71%	60%	66%	69%

Prime Learning Goals	Communication and Language	100%	67%	83%	76%	79%	82%	77%	80%	82%
	Listening and attention	100%	67%	92%	82%	85%	86%	84%	86%	86%
	Understanding	100%	67%	92%	83%	84%	86%	84%	85%	86%
	Speaking	100%	67%	92%	81%	83%	86%	82%	84%	85%
	Physical Development	80%	67%	92%	84%	86%	87%	86%	87%	88%
	Moving and handling	100%	67%	92%	87%	89%	89%	89%	90%	90%
	Health and self-care	80%	100%	92%	89%	90%	92%	90%	91%	92%
	Personal, Social and Emotional Development	80%	100%	92%	78%	83%	84%	81%	84%	85%
	Self-confidence and self-awareness	100%	100%	100%	85%	87%	89%	87%	89%	89%
	Managing feelings and behaviour	80%	100%	92%	84%	87%	88%	86%	87%	88%
	Making relationships	100%	100%	92%	86%	88%	90%	87%	89%	90%

Specific Learning Goals	Literacy	80%	50%	75%	69%	71%	74%	66%	70%	72%
	Reading	80%	50%	75%	77%	78%	80%	74%	76%	77%
	Writing	80%	50%	75%	70%	72%	74%	67%	71%	73%
	Mathematics	100%	50%	83%	72%	76%	79%	72%	76%	77%
	Numbers	100%	50%	83%	74%	78%	80%	74%	77%	79%
	Shape, space and measures	100%	50%	92%	79%	81%	83%	79%	81%	82%
	Understanding the World	100%	50%	92%	79%	81%	84%	80%	82%	83%
	People and communities	100%	50%	92%	83%	84%	86%	84%	85%	86%
	The world	100%	50%	100%	84%	84%	86%	83%	85%	86%
	Technology	100%	100%	92%	90%	90%	93%	90%	92%	92%
	Expressive Arts and Design	100%	100%	100%	81%	83%	87%	83%	85%	86%
	Exploring media and materials	100%	100%	100%	85%	86%	89%	86%	88%	89%
	Being imaginative	100%	100%	100%	83%	85%	89%	85%	87%	88%

Average Total Assessment Score	33.4	30.5	33.3	33.7	34.2	34.4	33.8	34.3	34.4
--------------------------------	------	------	------	------	------	------	------	------	------

All 2016 data is **PROVISIONAL** and may be subject to change

Source: EYFSP – From schools during the statutory June/July collections

1 Ofsted Inspection Grade and Date are the latest ones known to the Local Authority as at 31st July 2016

2 GLD – Awarded expected or exceeding grade in all Prime Learning Goals and Literacy & Maths Specific Learning Goals

3 Published 2016 national data available at the end of October 2016, provisional figures provided are based on those supplied by Local Authorities in July

School Name:	Lighthorne Heath Primary School
DfE Number:	2064

Phonics: Year 1 - % of pupils Working at (Wa) or Working towards (Wt) required level

	School			Warwickshire			National		
	2014	2015	2016	2014	2015	2016	2014	2015	2016 ²
Year 1 - Total Eligible Pupils	14	5	5	6265	6204	6292	639412	637872	-
Year 1 - Working at (Wa) ³	64%	80%	60%	76%	77%	82%	74%	77%	81%
Year 1 - Working towards (Wt) ³	36%	20%	40%	23%	21%	17%	-	-	-

Key Stage 1: Percentage of pupils achieving (2016 only)

		School	Warwickshire	National ²
Total Eligible Pupils		6	6204	-
Less than the Expected Standard	Reading	0%	23%	26%
	Writing	33%	33%	34%
	Maths	0%	26%	27%
	Science	0%	16%	18%
	Reading, Writing and Maths	0%	18%	19%
	Reading, Writing, Maths and Science	0%	13%	14%
Expected Standard and above	Reading	100%	76%	74%
	Writing	67%	67%	66%
	Maths	100%	74%	73%
	Science	100%	84%	82%
	Reading, Writing and Maths	67%	62%	60%
	Reading, Writing, Maths and Science	67%	62%	60%
Working at Greater Depth	Reading	0%	28%	24%
	Writing	0%	16%	13%
	Maths	0%	22%	18%
	Reading, Writing and Maths	0%	12%	9%

All 2016 data is **PROVISIONAL** and may be subject to change

Source: Phonics and KS1 data – From schools during the statutory June/July collections

1 Ofsted Inspection Grade and Date are the latest ones known to the Local Authority as at 31st July 2016

2 Published 2016 national data available at the end of September 2016, provisional figures provided are based on those supplied by Local Authorities in July

3 Phonics: Wt is working towards required standard; Wa is working at or above required standard. Pass mark for all 3 years is 32

School Data Position Statement

Key Stage 2

School Name:	Lighthorne Heath Primary School
--------------	---------------------------------

DfE Number:	2064
-------------	------

Consortium Number:	8B	Ofsted Grade ¹ :	Good	Ofsted Date ¹ :	14/09/2012
--------------------	----	-----------------------------	------	----------------------------	------------

Key Stage 2: Percentage of pupils achieving (2016 only)

School below the 2015 Floor Standard ² ?	No
School at risk of being defined as a Coasting School ³ in 2016?	No

	School				Warwickshire				National
	All pupils	Disadvantaged	Non-disadvantaged	Gap ⁴	All pupils	Disadvantaged	Non-disadvantaged	Gap ⁴	All pupils
Total Eligible Pupils	7	3	4	-	5823	1352	4469	-	

Less than the Expected Standard	Reading	0%	0%	0%	24%	28%	42%	24%	-18%	30%
	Writing	14%	33%	0%	-15%	23%	38%	18%	-20%	25%
	Maths	0%	0%	0%	22%	26%	42%	22%	-20%	26%
	Science	0%	0%	0%	12%	16%	30%	12%	-17%	18%
	GPS	0%	0%	0%	18%	23%	36%	18%	-18%	24%
	RWM	0%	0%	0%	9%	12%	22%	9%	-13%	12%
	RWMS	0%	0%	0%	8%	11%	22%	8%	-15%	-

Expected Standard and above	Reading	100%	100%	100%	26%	69%	51%	74%	-23%	66%
	Writing	86%	67%	100%	-15%	77%	62%	82%	-20%	73%
	Maths	100%	100%	100%	24%	71%	51%	76%	-25%	70%
	Science	100%	100%	100%	13%	83%	70%	87%	-18%	80%
	GPS	100%	100%	100%	20%	74%	57%	80%	-22%	72%
	RWM	86%	67%	100%	4%	57%	37%	63%	-26%	52%
	RWMS	86%	67%	100%	4%	56%	36%	63%	-26%	-

Working at Greater Depth / High Standard	Reading	57%	67%	50%	40%	23%	13%	26%	-14%	19%
	Writing	14%	0%	25%	-25%	22%	11%	25%	-14%	14%
	Maths	29%	0%	50%	-21%	18%	9%	21%	-13%	17%
	GPS	43%	0%	75%	-29%	25%	14%	29%	-15%	22%
	RWM	14%	0%	25%	-9%	8%	3%	9%	-6%	5%

All 2016 data is **PROVISIONAL** and may be subject to change

Source: Unvalidated KS2 data – From NCA Tools website as at 5th July 2016

1 Ofsted Inspection Grade and Date are the latest ones known to the Local Authority as at 31st July 2016

2 A school was defined as being below the floor in 2015 if a) fewer than 65% of pupils at the end of KS2 achieved level 4 or above in reading, writing and mathematics and b) the school was below the national median for expected progress in each of reading, writing and maths

3 A school is defined as being at risk of Coasting in 2016 if a) in 2014 and 2015 it had fewer than 85% of pupils achieving level 4 in reading, writing and mathematics and b) was below the median percentage of pupils making expected progress in each of reading, writing and maths. Schools will only be classed as Coasting if in 2016 the above is satisfied and additionally a) fewer than 85% of children achieved the new expected standard in reading, writing and maths and b) is below sufficient progress which will be announced by the DfE in the Autumn.

4 In the absence of any National Disadvantaged data the Gap here has been calculated taking the Schools Disadvantaged cohort compared to the Warwickshire Non-Disadvantaged cohort. This is **not** how Ofsted and the DfE will calculate the Gap, therefore this Gap data should only be used as a guide.

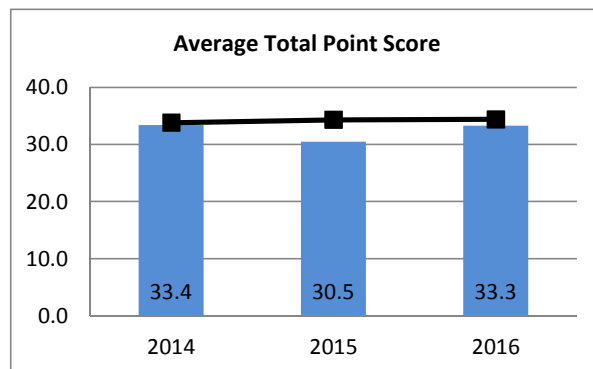
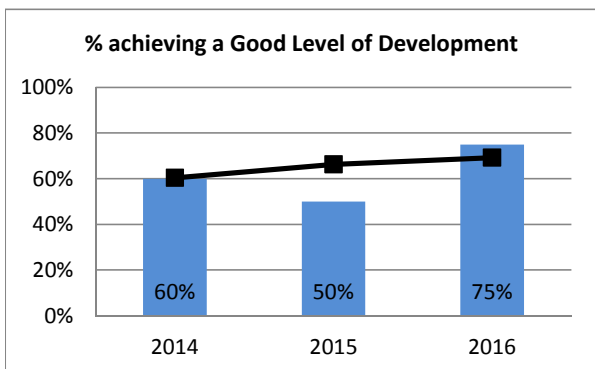
Progress data is not yet available to the LA. You can view your schools progress data via the KS2 Performance Tables checking exercise website:

<https://tableschecking.education.gov.uk/>

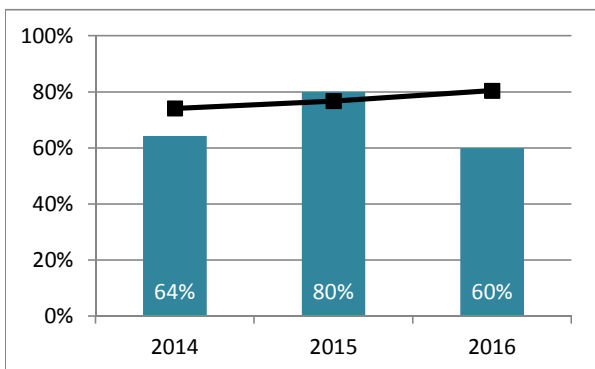
School Name: **Lighthorne Heath Primary School**

DfE Number: **2064** School performance indicated by bars, national results indicated by dots/lines


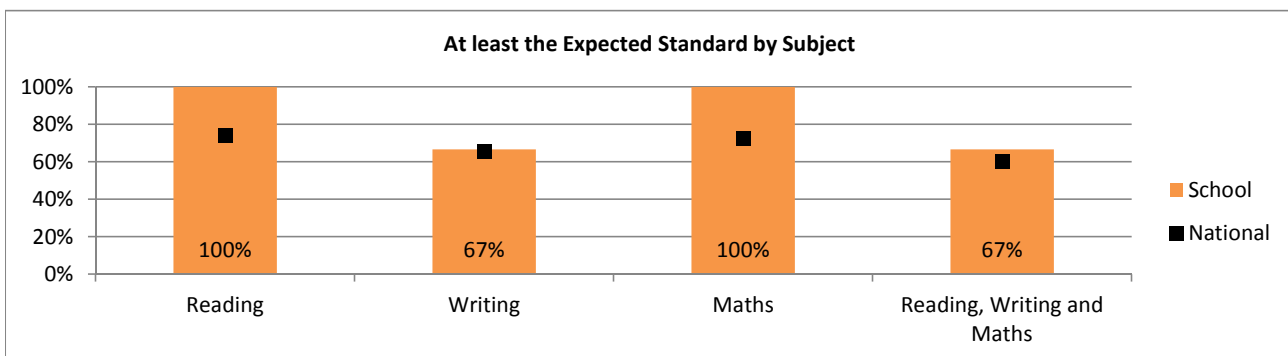
Early Years Foundation Stage Profile



Phonics: Year 1 - % of pupils Working At required level



Key Stage 1: % of pupils achieving (2016 only)

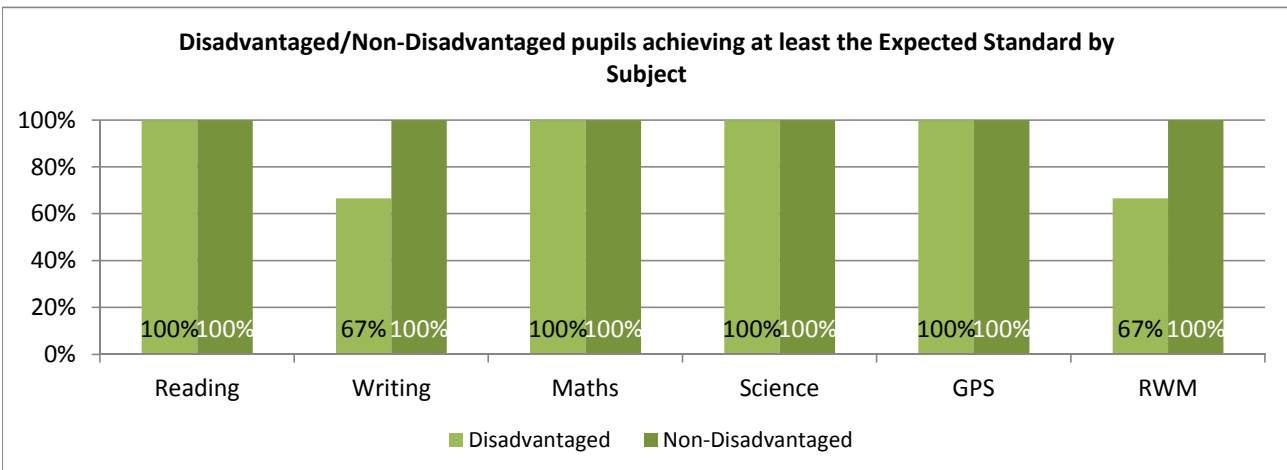
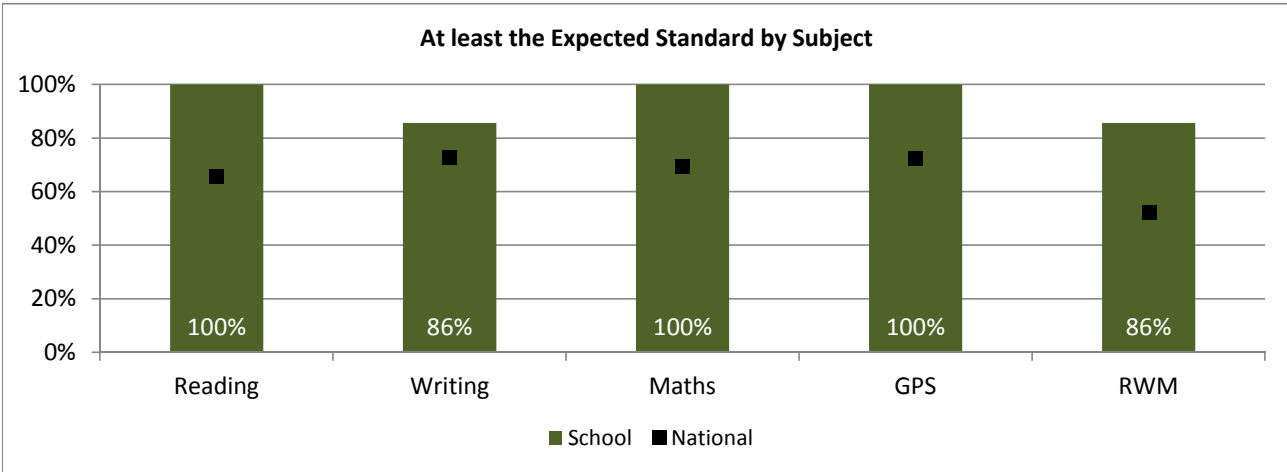


Source: EYFSP, Phonics and KS1 data – From schools during the statutory June/July collections

School Name:	Lighthorne Heath Primary School
DfE Number:	2064

School performance indicated by bars, national results indicated by dots/lines

Key Stage 2: % of pupils achieving (2016 only)



Source: Unvalidated KS2 data – From NCA Tools website as at 5th July 2016