

Nursery and

Reception

Who lives in a rockpool?



We were very grateful to Archie's family for sending in some seaweed from their week-end trip to the beach to support our current topic of 'Who Lives in a Rockpool?' The children have been cautiously observing and feeling it. Some said that they had never seen seaweed before and wondered if there might be crabs or jellyfish hiding in it. We also received a surprise delivery of a new book called 'Surprising Sharks' that we are looking forward to exploring over the next few weeks.



Nursery and Reception

Who lives in a rockpool?

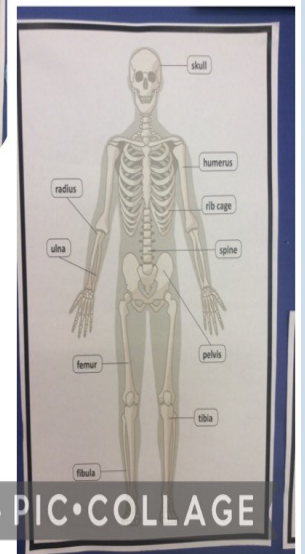
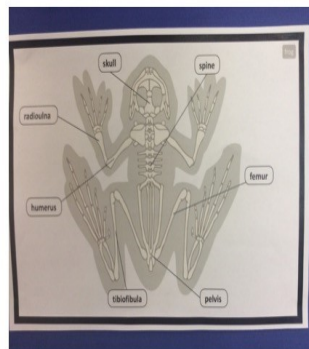
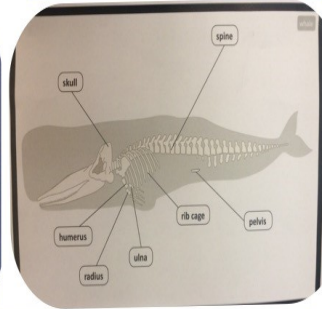
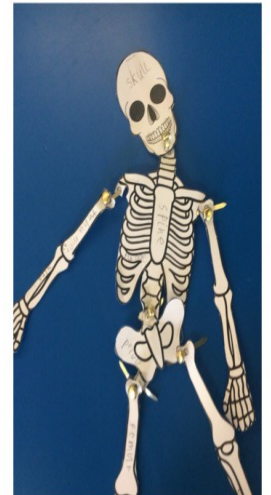
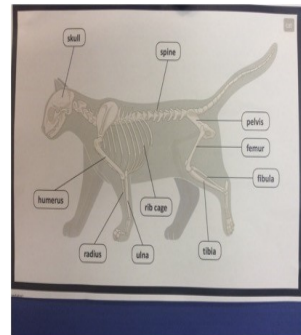
The children spent time closely observing, describing and drawing a variety of sea shells.



Year 1/2/3 Predator!

Vertebrates

This week we have been learning about Vertebrates (animals that have a backbone) and Invertebrates (those that don't.) We also found out the names of the bones in our bodies and why we have a skeleton. We made moving human skeletons and used chalk and art straws to create animal skeletons using a diagram as a guide.



PIC•COLLAGE



Year 4/5/6 Beast Creator

Looking at Learning



DEADLY INVERTEBRATES

This week we have been learning about deadly invertebrates. We looked for hidden pictures of them in our garden and then tried to identify them. In pairs we found out more about one of them and then presented our information to the class. We made comic strips using photographs of our creature, thinking about how they would think in different situations.



Lighthorne Heath

Learning Heroes



Co-operate

Nursery and Reception

Emilia is Mrs Hartley's and Mrs Manley's Reception Learning Hero this week. She has been listening carefully in our phonics lessons and wrote a super sentence with a matching picture. Emilia has been working hard on improving her letter formation. Well done!



Have a go



Persevere

Year 1/2/3

For this week's Hero, Mrs Hill and Mrs Munday have nominated Luke for his wonderful home learning. He invented a new, predatory animal, combining a snake and a toucan to create a 'snoucan'. He described its habitat and what it hunted too—what a fantastic imagination! Their second nomination is Amanda for her careful listening skills and for working hard to complete her learning tasks. She has shown great determination and perseverance in her learning—congratulations!



Keep on improving



Concentrate



Year 4/5/6

Mrs Cox's nomination for this week's Learning Hero is Sera. She has been really impressed with Sera's mature attitude towards her learning. She always works hard, and this week has been no exception. She wrote beautifully presented instructions to show the younger children how to make their own bug hotel which are on the next page, for anyone who would like to try it out at home.



Use your imagination



Enjoy learning

Year 4/5/6 Beast Creator


How to make a bug sanctuary

Thursday 10th June 2021

L.O - To make instructions

How to make a bug sanctuary

Do you like bugs? Do you want them to be around more? Then build a brilliant bug sanctuary and give them a cozy home!



First ask an adult or older child to use the hacksaw to chop the top of a bottle off and cut off a piece of cardboard that is about the same size as the bottle.



Then roll the piece of cardboard up and put it inside the bottom of the plastic bottle.


What you need!
Plastic bottle
Hacksaw
Corrugated cardboard
twigs, flowers etc



Year 4/5/6 Beast Creator

How to make a bug sanctuary

Looking at Learning



Diary Dates

Wednesday 21st July

Thursday 22nd July-Wednesday 1st September

Thursday 2nd September

Friday 3rd September

Monday 6th September

Last day of Summer Term

Summer Holidays

INSET Day—school closed for staff training

INSET Day—school closed for staff training

Autumn Term begins—children come to school

Phew, it's been a scorching hot week! The children really enjoyed their ice-pop treats to cool down!



Best wishes, Mrs Westwood and all the staff at Lighthorne Heath.

Nursery and Reception Forest Schools

In Forest Schools the children enjoyed
collecting natural materials to
decorate their names.



UN Convention on the Rights of the Child

Article 29: Goals of education



MHST tips for wellness

Caring

This week's theme is Caring.

Everyone has something they care about. This might be something physical, something sentimental, or even a pet. We can show that we care by asking questions, listening to others and carrying out acts of kindness.

Try one, or both, of the below activities throughout this week.

1) During the week, ask 5 different people how they are, how their day was or if there is anything you can do to help them. All of these questions show you care and might make someone who is feeling down or lonely feel better.

2) Sometimes we forget about caring for ourselves. What can you do to show yourself that you care? Do at least one thing this week to show self-care. Maybe you can bake something you like? Or take part in a physical activity you enjoy? Perhaps you just need to unwind with a relaxing bath?

The Mental Health in Schools Team provides support to students and schools. We are available during term time and school holidays. Please contact your school's Mental Health Lead, or your Education Mental Health Practitioner for information and advice.

Useful dates for June:

15th-21st Learning Disability Week
15th-29th Loneliness Awareness Week
18th Autistic Pride Day



UN Convention on the Rights of the Child

Article 24: Health and Health Services