



Nursery and Reception

In Reception and Nursery, we have been busy practicing our counting and understanding of the numbers 1 to 5. The children have played a range of games to consolidate this learning, including a bean bag throwing game. After each child threw their bean bags, we counted how many had landed inside the hoop and how many were outside. Reception children have also been playing a memory match game to developing their ability to subitise numbers. Subitising is a term that means to instantly recognise a small group of objects like you might do with the spots on dice. As part of our enhanced provision, all children have enjoyed experimenting with pouring and scooping of cereal into a variety of containers which has led to discussions about 'heavy' and 'light' as well as 'full' and 'empty'.



UN Convention on the Rights of the Child

Article 29: Goals of education



Year 1/2/3




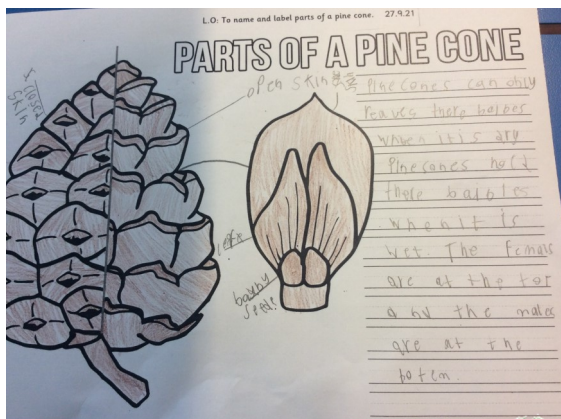
The Enchanted Woodland

Do pine cones know it's raining?



L.O: To be able to label a diagram of a pine cone and talk about its key features.

This week to begin our companion project 'Do pine cones know it's raining?' we have carefully examined pine cones using hand lenses. We learned that a pine tree's seeds form inside a cone. When the seeds are fully formed, the cone's woody scales open to release the seeds into the air. We tapped our pine cones gently to release the seeds and looked carefully at the shape them and discussed how they might move through the air and predicted what might happen when they land. We identified the key parts of the pine cones (scale, seed and peduncle) and labelled our diagrams carefully.



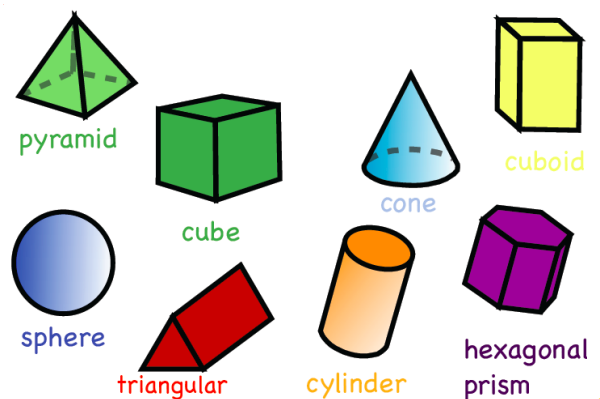
Year 1/2/3

Shape, Space and Measure

This week our Year 1 children have been learning to recognise and name 3d shapes. They copied 3d shape models and named the shapes that they used. They completed a simple table to name and count the 3d shapes represented in a picture.

Year 2 children have been learning to recognise and draw accurate polygons. They used the geo boards and rubber bands to make different polygons before completing work in their power maths books where they learned to draw the shapes accurately using a ruler.

Year 3 explored right angle turns using Bee bot. They learned to input instructions to move Bee-Bot a certain number of right angled turns and predicted the direction he would be facing. This also supported the lesson 'right angle turns' in their power maths books.





Year 1/2/3 Music

Class 123 Music



This half term, Class 123 are learning about the music by ABBA and practicing their performance skills.



They are also learning to recognise the sounds of percussion instruments and understand how the layering of sounds adds to the composition of a piece of music.




Year 4/5/6 A Child's War

The children looked at images of Anderson shelters to determine what they were made from and how they were constructed. They used a range of materials to construct a structurally sound miniature Anderson shelter. They used their structures to test loading capacity, using rubble or sand and recorded their results on a spreadsheet, highlighting the most effective structures.

The children had to apply their understanding of how to strengthen, stiffen and reinforce more complex structures by selecting the most appropriate materials. The children learnt that strength could be added to their shelters by using multiple layers and by placing corrugated cardboard vertically and horizontally. Triangular shapes were more rigid, and frameworks were further strengthened by adding an outer cover.

LO: To design and build a WW2 air-raid shelter.

We worked in pairs or small groups on our designs, decided which materials would be effective and finally started working on our shelters. It was important to work as a team and be prepared to change our plans if they were not working as well as we'd hoped.



Year 4/5/6 A Child's War



Anderson shelters were named after Sir John Anderson, the lord privy seal in charge of air raid precautions in 1938, and were made from corrugated steel or iron panels that formed a semi-circular shape. They were designed to be dug into people's gardens to protect families from air raids.



LO: To design and make an WW2 Air-Raid shelter

Our finished Anderson Shelters



The children also built large shelters in the school grounds using cardboard, earth, planks and other recycled building materials.

Super Star Readers!

To promote our love of reading for pleasure at Lighthorne Heath, we are launching a new way to celebrate our fantastic home readers. Regular reading at home is one of the most valuable things you can do to support your child's progress. Each Friday, as part of celebration assembly, a super-star reader will be selected to take home our brand-new reading sack. The sack contains a story-loving furry companion, hot chocolate, biscuits and an age appropriate story to be enjoyed over the weekend. Every child who has had their reading diary signed at least 3 times during the week, will be eligible to be selected to receive the reading sack.



We were delighted to award our reading star sack to **Teodora** last week to celebrate all the valuable home reading that takes place outside of school. This week's Super Star Reader is **Zach**. Keep recording your reading in your diary and it could be you next week!



UN Convention on the Rights of the Child
Article 29: Goals of education



Lighthorne Heath Learning Heroes



Nursery and Reception


Benjamin is Mrs Hartley's and Mrs Manley's class hero this week because he has been doing some fantastic home learning. He made a brilliant home for The Three Little Pigs and tested its strength against the Big Bad Wolf using the wind from an electric fan. He has also learnt his first set of tricky rainbow words. In class Benjamin is always willing to have a go and practices to keep improving. Well done Ben!



Co-operate

Year 1/2/3

This week Mrs Munday and Mrs would like to nominate Robert for excellent writing in Literacy. He wrote a clear set of instructions to help Hansel and Gretel find their way out of the forest and back home.



Have a go

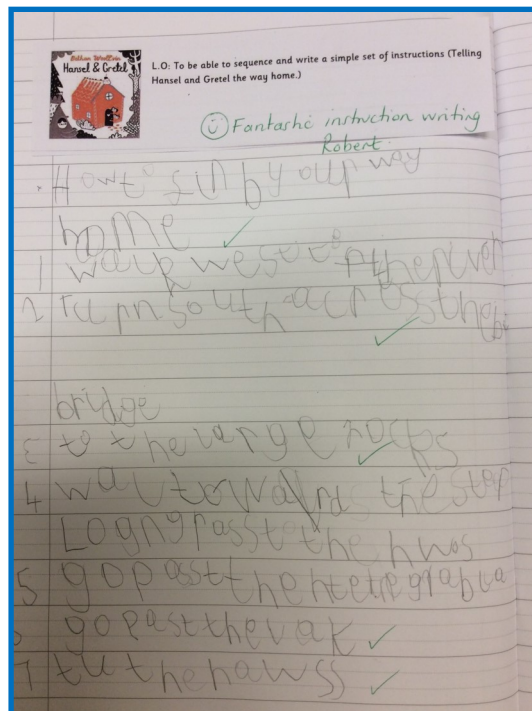
Hill his



Concentrate



Robert has demonstrated a good understanding of the key features he needed to include and persevered throughout the lesson to make sure he completed the task. Well done Robert, you should be really proud of yourself.



Year 4/5/6

Mrs Cox's Lighthorne Heroes this week are Eldar and Maggie. Both children completed some fantastic home learning about rationing. They converted the measures from imperial to metric and then found some additional interesting facts. Maggie included a recipe on how to make eggless pancakes and Eldar included some fantastic pictures of ration books and the queues of people waiting to buy their food during the war. Well done for working hard, concentrating and being curious about our topic!

Keep on improving



Use your imagi-



Enjoy learning



Other Information

Friday 8th October	Hello Yellow Day - wear yellow to support World Mental Health Day (see pages below)
Friday 22nd October	MUFTI (non uniform) Day—bring 50p to wear your own choice of clothes to school. All donations to School Fund.
Monday 11th October	INSET Day—School CLOSED for staff training (English and Design Technology—Book-making with moving parts)
Tuesday 19th October 2021	Parent Conferencing Evening on Microsoft Teams (booking information will be sent next week)
Wednesday 20th October 2021	Parent Conferencing Evening on Microsoft Teams (booking information will be sent next week)
Monday 25th October—Friday 29th October school closed for half-term holiday.	
School re-opens on Monday 1st November	
Thursday 11th November 2021	Individual Pupil Photographs
Friday 26th November 2021	MUFTI (non uniform) Day—bring 50p to wear your own choice of clothes to school. All donations to School Fund.
Wednesday 8th December 2021	Whole School Silent Disco (details to follow soon)
Thursday 9th December 2021	Whole School Christmas Performance 'Supersonic Lamb' and refreshments 2.00pm
Monday 13th December 2021	Christmas Dinner
Tuesday 14th December 2021	Year 5 and 6 Theatre Visit to the Royal Shakespeare Company to see 'The Magician's Elephant' at 7.15pm
Thursday 16th December 2021	Nursery, Reception and Year 1 Visit to Warwick Arts Centre to see 'The Very Hungry Christmas Caterpillar' at 1.30pm
Friday 17th December 2021	MUFTI Day—bring 50p to wear a festive outfit.
Friday 17th December 2021	Break up for Christmas Holidays
Monday 20th December—Friday 31st December School Closed for Christmas holiday	
Monday 3rd January 2022 school closed for Bank Holiday	
Tuesday 4th January 2022 school closed for in-service (teacher) training	
School re-opens on Wednesday 5th January 2022	
Thursday 10th March 2022	School Nurse Annual Health Needs Assessment Year 6
Thursday 10th March 2022	School Nurse National Child Measurement Programme Year 6 and Reception

With best wishes from Mrs Westwood and all the staff at Lighthorne Heath.

Christmas

Reception and Year 1

The Very Hungry Christmas Caterpillar

At Warwick Arts Centre

On Thursday 16th December at 1.30pm

Children will eat their lunch at school and then travel by coach to Warwick Arts Centre. The children should be back in school by the end of the school day at 3pm.

The cost of this visit is £12.95 per child

Please note that school is significantly subsidising the cost of the trip and meeting the costs for all adults. Payment can be made in instalments via Parent Pay.



Years 4, 5 and 6

The Magician's Elephant

At the Royal Shakespeare Company

On Tuesday 14th December at 7.15pm

Children will go home at the end of the school day for their dinner and then return to school at 5.45pm, for departure by coach to Stratford-upon-Avon. The show will finish late (approximately 10pm) so children will be allowed to come into school a little later on 15th (details to follow nearer the time).

The cost of this visit is £16.50 per child

Please note that school is significantly subsidising the cost of the trip and meeting the costs for all adults. Payment can be made in instalments via Parent Pay.



More information to follow soon about special Christmas arts and cultural learning opportunities for the children in years 2 and 3.

Dear parents and carers,

We're looking forward to Friday 8th October when we join people around the globe in celebrating World Mental Health Day. As part of this special day, we're inviting all pupils to come to school wearing something yellow in support of the charity "Young Minds." Your child might like to wear yellow socks, a yellow hat or yellow hair accessories. Depending on how adventurous they're feeling, they could paint their face yellow or even dye their hair! If you're able to make a small donation to "Young Minds" it would be much appreciated - you'll be able to pay either in cash or by logging on to Parent Pay. The donation is voluntary and your child can still join in the fun even if you're not able to donate.

There will be special lessons and activities in each class to promote wellbeing throughout the day. For more information, follow the link to the "Young Minds" website: <https://www.youngminds.org.uk/support-us/fundraising/>



WHAT'S YOUR YELLOW?

#HelloYellow

We all struggle with how we're feeling sometimes. But the little things you do can make a **BIG** difference.

Wear something yellow to school on **8 October** and donate **£2** to **YoungMinds**. Together, we'll show young people they're not alone with their mental health.

Because a little yellow... goes a long way.

youngminds.org.uk/helloyellow

YOUNG MiNDS

#HelloYellow

Say #HelloYellow this
World Mental Health Day



We all struggle with how we're feeling sometimes. But the little things you do can make a **BIG** difference.

Wear something yellow to school on **8 October**, donate £2 to YoungMinds, and show young people they're not alone with their mental health.

Because a little yellow... goes a long way.

youngminds.org.uk/helloyellow

YOUNGMiNDS

MHST tips for wellness

Being Active

This week's theme is Being Active.

Keeping our body healthy is really important for making sure our mind is healthy too. Being active and getting exercise is a huge part of that! Being active doesn't have to be boring or a chore. Try out fun things like dancing, hula-hooping or skipping if sports aren't really your thing!

Try one, or both, of the below activities throughout this week.

- 1) Challenge yourself! List at least 7 different ways you can exercise, and make sure you try one of these everyday.
- 2) Get outdoors. Try and spend at least half an hour a day playing games with family or friends outside. Or get some fresh air and go for a walk.

The Mental Health in Schools Team provides support to students and schools. We are available during term time and school holidays. Please contact your school's Mental Health Lead, or your Education Mental Health Practitioner for information and advice.

Useful dates for September:

28th-1st Bike to School Week

St Laurence Church, Lighthorne, invites you to



KIDZ PRAISE

every 3rd Sunday of the month

4pm – 5pm at The Children's Centre,
Lighthorne Heath.

Craft, songs, story and snacks.
Particularly suitable Primary School
aged children and their families.

2021 dates.

19th Sept 17th Oct 14th Nov 19th Dec

All are welcome – come and join the fun.



UN Convention on the Rights of the Child

Article 14: Freedom of thought, belief and religion

Article 15: Freedom of association

Article 31: Leisure, play and culture